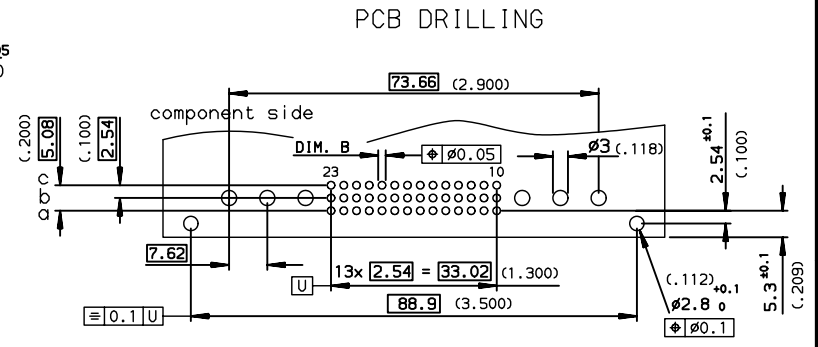
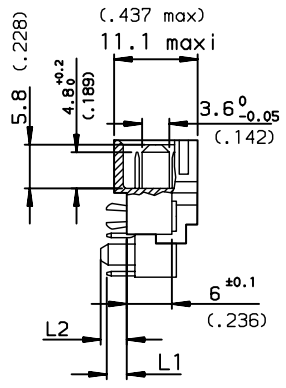
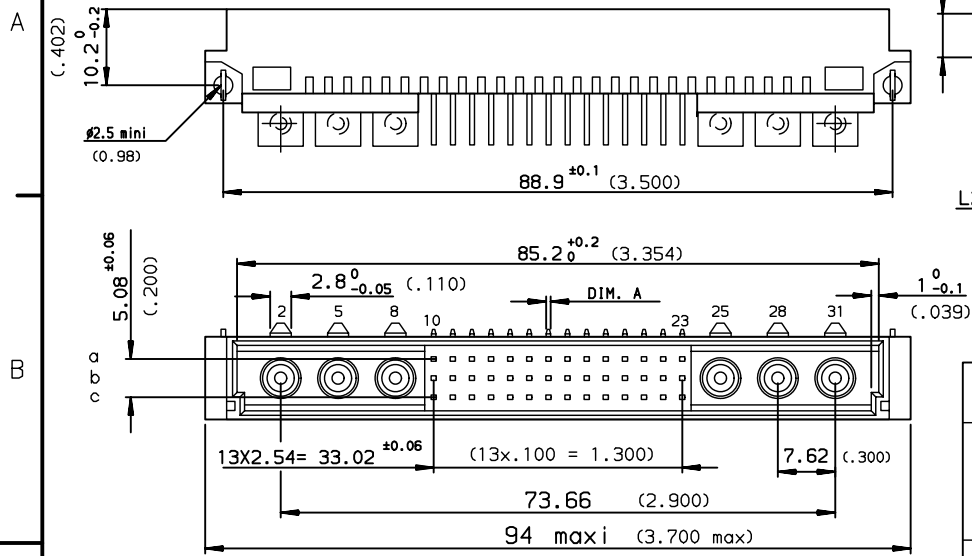


DIMENSIONS mm (inches)



PART NUMBER	8609	EP	13	5
PIN OUT				
rows a-b-c	3	42		
rows a-c	4	28		
NUMBER OF CONTACTS				
TERMINATION				
L1 = 2.75 ±0.15 (C.108)	A = $\varnothing 0.6 \pm 0.08$	B = $\varnothing 0.8 \pm 0.3$	13	
L2 = 3.40 ±0.2 (C.134)				
OPTIONS				
no option				7
with harpoons				H
PERFORMANCE CLASS				
DIN 41612 class 3				4
DIN 41612 class 2				5
DIN 41612 class 1				6
TERMINATION TYPE				
TIN LEAD				000E1
LEAD FREE				E1LF

GENERAL CHARACTERISTICS and ROHS INFORMATIONS  
SEE DRAWING C-8609-0000A

European Views

rev	ecn no	dr	date
A	-	ROU	1997/09/22
B	LS07-0130	HLE	2007/06/04
C	LS07-0211	HLE	2007/08/09
-	-	-	-
-	-	-	-
-	-	-	-

www.fciconnect.com	surface ISO 1302 ✓	tolerance std ISO 406 ISO 1101	projection mm
TOLERANCES UNLESS OTHERWISE SPECIFIED			size A3
Dr	ROUILLARD	1997/09/22	Scale 1.5
Eng	ROUILLARD	1997/09/22	ECN LS07-0211
Chr	LEGARE	1997/09/22	Product family DIN
Appr	LEGARE	1997/09/22	Spec ref -
FCJ		title RIGHT ANGLE MALE STYLE M WITH POWER PINS FITTED	Rev. C
catalog no	SEE TABLE	dwg no C-8609-0612	sheet 1 of 1

Copyright FCI. FCJ